

Receiver

From

Society
Reference
Address
Phone
Fax
E-mail

Pump model: S4-6/10 T 400 V 4GG
Hydraulic Part Code : 60173452
4GG 1,1 kW 400 V T
Motor Code : 60122752
Inverter application : Allowed - min. 30Hz

Pump data

P2 nominal requested : 1,1 kW
Min. fluid temperature : 0 °C
Max. fluid temperature : 40 °C
Max. Permitted amount of sand : 150 g/m³

Requested data

Flow :
Head :
Fluid : Water
Fluid Temperature : 20 °C
Density : 998,3 kg/m³
Kinematic viscosity : 1,005 mm²/s
Vapor pressure : 2,34 kPa

Hydraulic data (duty point)

Flow :
Head :
Efficiency :
NPSH :
P2 nominal requested :

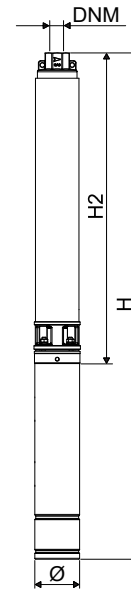
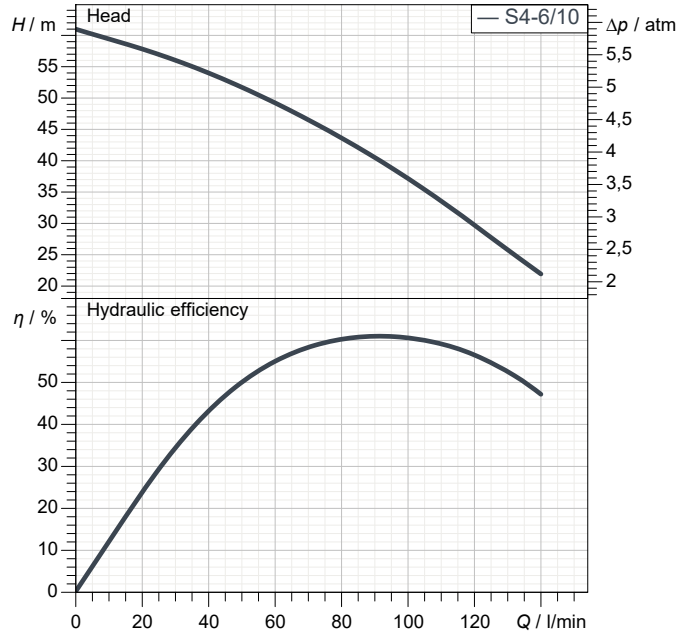
Materials

Lower support Precision Cast Steel AISI 304
Impeller Technopolymer
Diffuser Technopolymer
Screws Stainless Steel AISI 304
Cable sheath Stainless Steel AISI 304
Shaft with coupling Stainless Steel AISI 420
Filter Stainless Steel AISI 304

Motor data

Motor type : 4GG
Nominal power P2 : 1,1 kW
Rated voltage : 3~ 400 V 50 Hz
Nominal current : 3,4 A
Number of poles : 2
Rated speed : 2.830 1/min
Degree of protection : IP 68

Curve tolerance according to ISO 9906



Weight : 13,7 kg

Dimensions in mm

DNM	1"1/4 G-F				
H	809				
H2	523				
Ø	99				

Pump connection

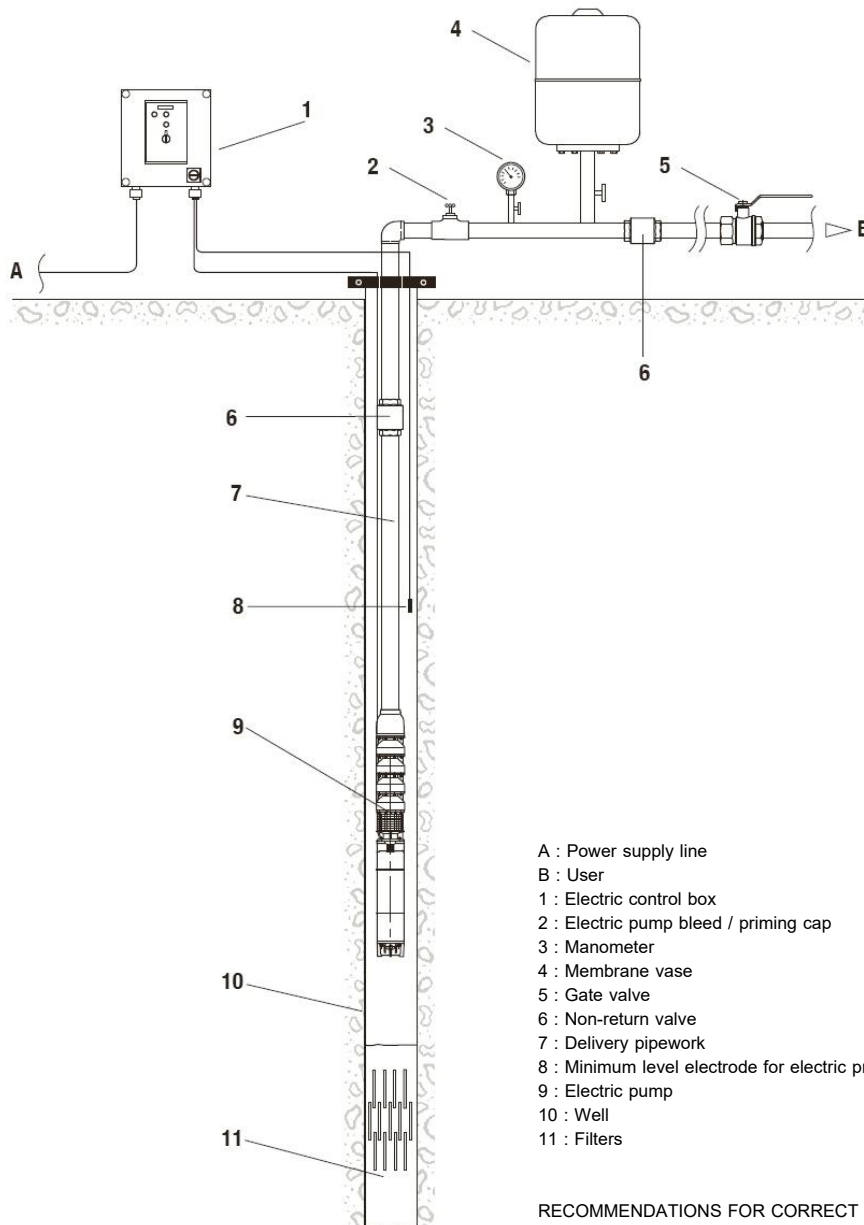
Discharge side : 1 " 1/4 G-F

Receiver

From

Society
Reference
Address
Phone
Fax
E-mail

Installation example without inverter



- A : Power supply line
B : User
1 : Electric control box
2 : Electric pump bleed / priming cap
3 : Manometer
4 : Membrane vase
5 : Gate valve
6 : Non-return valve
7 : Delivery pipework
8 : Minimum level electrode for electric probe
9 : Electric pump
10 : Well
11 : Filters

RECOMMENDATIONS FOR CORRECT INSTALLATION

- Keep a minimum distance of one metre from the bottom of the well.
- Install a non-return valve at least 10 metres from the delivery outlet of the pump.
- Install further non-return valves at 30-40 metre intervals.
- Ensure a minimum cooling flow around the motor during operation (for further information refer to the motor technical data sheet).
- Ensure that the dynamic level of the water in the well is at least one metre above the pump delivery

Receiver

From

Society
Reference
Address
Phone
Fax
E-mail

Installation example with inverter



- A : Power supply line
B : User
1 : Board to inverter (ADAC)
2 : Electric pump bleed / priming cap
3 : Manometer
4 : Membrane vase
5 : Gate valve
6 : Non-return valve
7 : Delivery pipework
9 : Electric pump
10 : Well
11 : Filters
12 : Pressure sensor (compulsory)
13 : Flow sensor (optional)
14 : Control panel (only for single-phase version, for capacitor housing)

RECOMMENDATIONS FOR CORRECT INSTALLATION

- Keep a minimum distance of one metre from the bottom of the well.
- Install a non-return valve at least 10 metres from the delivery outlet of the pump.
- Install further non-return valves at 30-40 metre intervals.
- Ensure a minimum cooling flow around the motor during operation (for further information refer to the motor technical data sheet).
- Ensure that the dynamic level of the water in the well is at least one metre above the pump delivery



PERFORMANCE CURVES

2020-05-24

Page 4 / 5

DAB PUMPS S.p.A.
Via Marco Polo, 14 - 35035 Mestrino (PD), Italy
Tel. +39 049 5125000 - Fax +39 049 5125950
www.dabpumps.com

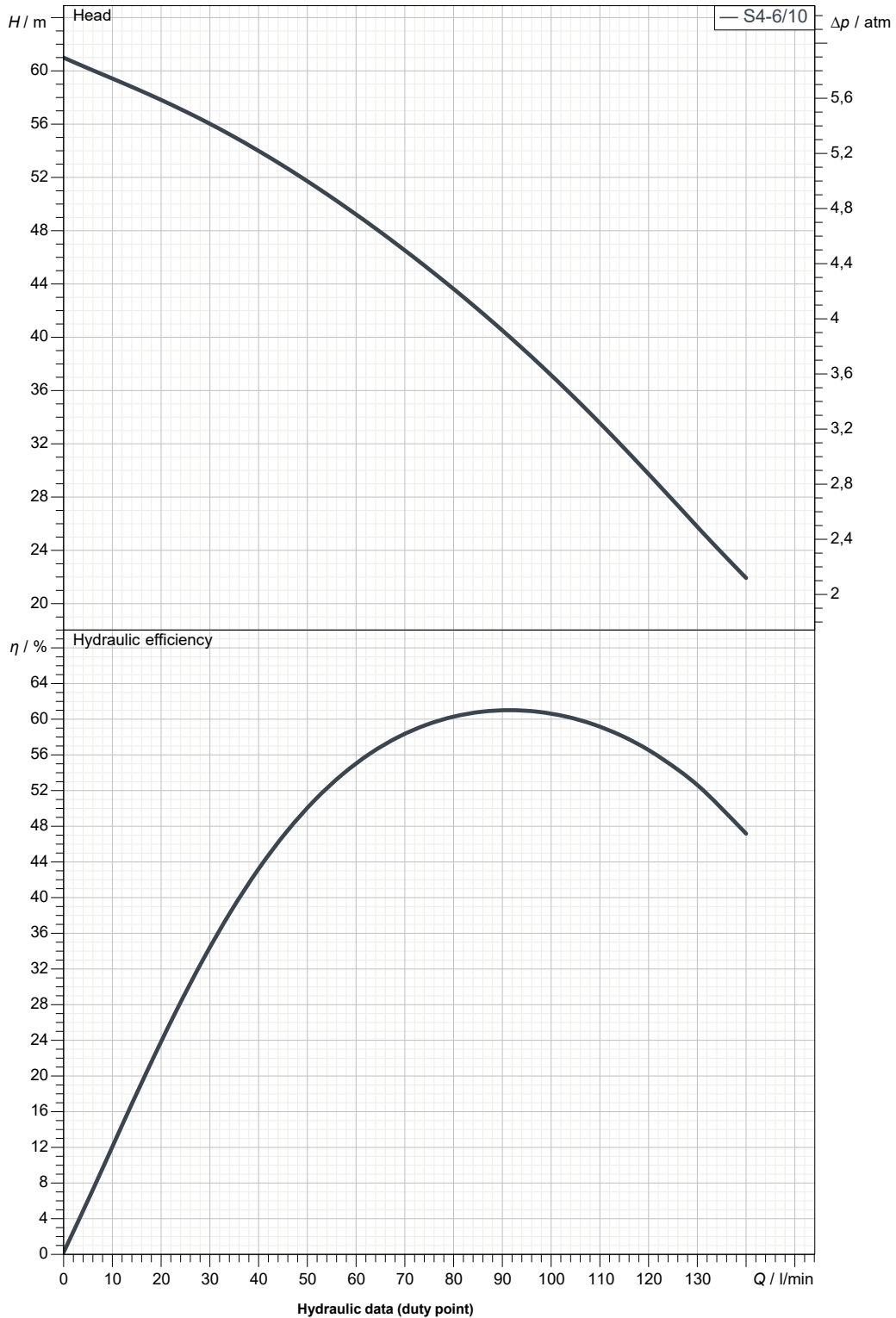
Society
Reference
Address
Phone
Fax
E-mail

Receiver

From

S4-6/10 T 400 V 4GG

Curve tolerance according to ISO 9906



Suction side :

Discharge side :
1" 1/4 G-F
--

Flow :

Head :

Rated speed :
2.830 1/min

MAIN_PROJECT_TITLE

BUSINESS_PROCESS_ID

OWNER_

ISSUE_DATE
2020-05-24



DIMENSIONAL DRAWING

2020-05-24

Page 5 / 5

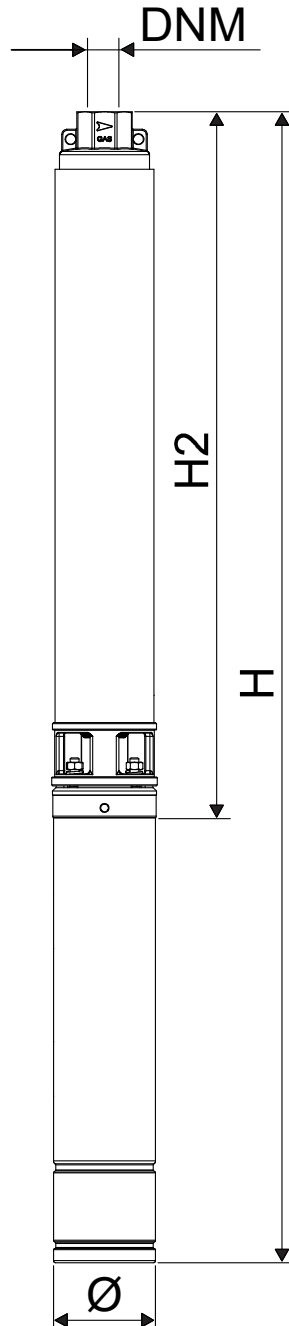
DAB PUMPS S.p.A.
Via Marco Polo, 14 - 35035 Mestrino (PD), Italy
Tel. +39 049 5125000 - Fax +39 049 5125950
www.dabpumps.com

Receiver

From

Society
Reference
Address
Phone
Fax
E-mail

S4-6/10 T 400 V 4GG



Dimensions in mm							Pump connection
1	DNM	1"1/4 G-F					
2	H	809					Suction
3	H2	523					
4	Ø	99					
5							
6							
7							Discharge
8							1" 1/4 G-F
9							--
10							
11							
12							

MAIN_PROJECT_TITLE	BUSINESS_PROCESS_ID	OWNER_	ISSUE_DATE 2020-05-24
--------------------	---------------------	--------	---------------------------------